
General Info and FAQ about OnSong ...

BUG Jam and UkeBox Pub Jam night's presentations (overhead song tabs) are currently powered by OnSong (iDevice application purchased from the Apple App store), an iPad, an Apple HDMI dongle, HDMI amplifier/splitter box (only required for multiple monitors), and three overhead TV monitors. (see far below for a diagram for a single monitor/projector set-up)

FAQ

Q: What do I need to view the OnSong BUG Jam song sets?

A: To view the BUG Jam song sets as presented on BUG night you will need:

[iPad](#) (all models), [iPhone](#), or an [iPod touch](#).

[OnSong App](#) (from the [online Apple App store](#))

optional?: An internet connection and [Email/Apple.iD account](#)

[How to get the OnSong App video](#)

If any of this intimidates you, take your Apple mobile device (iPhone, iPad) to the [Apple Store](#) (Rideau), [Apple Store](#) (Bayshore) and let them help you with setting up Apple account and App Store purchases.

Q: How do I get the BUG Jam archived song sets for OnSong?

A: At this time there are two methods to obtain the OnSong BUG Jam archived song sets: 1: Subscribe (see *** below) to the OnSong BUG Jam Archive list and you will receive the song set a few days before the next BUG Jam. 2: From 5:30 to 7:00 the night of the BUG Jam, I will be "beaming" the evenings set via bluetooth to your iDevice, please have your bluetooth and OnSong running, then come and see me. In the future, all of the the OnSong formatted files will be made available at the BUG site.

*** If you wish to receive future BUG Jam OnSong archive sets please email me [claude\(at\)xenogen\(dot\)ca](mailto:claude(at)xenogen(dot)ca) with "OnSong BUG Set Request" in the subject line. This is an automated feature *** **Please, BUG Members only** ***

*** If you no longer wish to receive the OnSong mail-out, you must send an email to [claude\(at\)xenogen\(dot\)ca](mailto:claude(at)xenogen(dot)ca) with "Remove from OnSong" in the subject line. ***

Q: Are there other ways of obtaining the BUG Jam song(s) (sets) other than in OnSong format?

A: Yes, you can download [individual songs](#) (Word, ChordPro, PDF) files from the [BUG Website](#), or you can open a [BUGgy Book](#) for viewing with Adobe reader or iBooks. (These files are not suitable for OnSong, OnSong works best with OnSong/ChordPro formatted text files). Please note that OnSong/ChordPro formatted song files are text files and can be opened with simple text editors and/or any software that uses ChordPro formatting.

Q: Does OnSong run on laptops, desktops or other devices?

A: No, as of May 2015, OnSong runs only on Apple (iOS) mobile devices, iPads, iPhones, and the iPod Touch. It does not run on any other laptops or desktop devices. The OnSong team has been trying to port the OnSong app to other mobile devices ([Android](#)) but the work and funding have been very [slow](#).

Q: Can I load my own songs into OnSong?

A: Yes, there are many ways to do this, the best method is to find a song, convert it to a text file and import it into OnSong (see OnSong training [here](#)).

Q: I have never used an iPad before, is it difficult to use?

A: Not really, having experienced other Apple operating systems is a definite help but not required. If you can point and tap with your finger(s) you will find the iOS (iPad operating system) very simple, intuitive and powerful. See iPad iOs manual [here](#). (latest update)

Q: What can I do if I do not have an iPad?

A: You may be able to use a laptop and view the ChordPro* or PDF formatted files. To send songs for viewing, on projectors or TVs, your device will need to have a video output (HDMI is recommended), Adobe reader (or any PDF viewing application), cables and a suitable TV projector/monitor. You should use the song sets PDF files found at the BUG [site](#). Or you could stitch together a set of songs using the individual MS word song files found [here](#), and project them that way.

* Individual song OnSong/ChordPro files are currently being made available at the BUG website, this is an ongoing project as of Dec 2014. (update: as of 2015/05/01 600+ songs uploaded)

Advanced Questions and Set-Ups

Q: What is ChordPro?

A: The ChordPro file format is a common format used in other software applications. ChordPro files are text files with a coded mark-up. These files can be opened and edited with simple text editors like the PC's [NotePad](#) or Mac's [TextEdit](#). See [PmWiki | Cookbook / ChordPro Text Format](#) OnSong understands this format natively. The ChordPro format allows for song information to be expressed in tags delineated by curly braces **{key:}** and chords in square brackets **[C7]**. OnSong [| Manual | ChordPro Format](#) is based on the [ChordPro Song File Format Reference](#)

Q: What do I need to do if I want to see the OnSong's screen displayed on my TV or digital Projector?

A: When you connect iPad to a TV or projector using a **USB*/HDMI** cable, the attached display automatically mirrors the iPad screen. Some apps (such as OnSong) may support using the attached display as a second monitor. Check the app's settings and documentation.

To view HD videos in high resolution, use the [Apple Digital AV Adapter](#) or a component video cable. (optional extras: [HDMI](#) video amp/switch box and extra HDMI cables) Make sure the video cable is firmly connected at both ends, and that it's a supported cable. If iPad is connected to an A/V switch-box or receiver, try connecting it directly to the TV or projector instead. Make sure that your TV has the proper video input selected, such as HDMI or component video (consult your specific user's manual). N.B.: Newer iPads now use a [Lightning adapter](#) socket and older [dongles](#) will not work

with these iDevices, if you are unsure as to which adaptor types you need, please go to the [Apple Store](#) for assistance.

Items to check out: [HDMI cable](#) and a [Lightning Digital AV Adapter](#).

or the wireless option ...

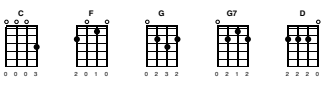
An [AppleTV](#), (optional extras if required: HDMI video switch box and extra HDMI cables)

** Your HD TV may not support USB video input*

You can display/present your music via various methods, I currently use the iPad/HDMI dongle/HDMI cable/(HDMI Amp box*)/TV monitor.

**only required for multiple monitors*

Jingle Bells **OnSong** Key of C
 J.S. Pierpont


 C: 0 0 0 3
 F: 2 0 1 0
 G: 0 2 3 2
 G7: 0 2 1 3
 D: 2 2 2 0

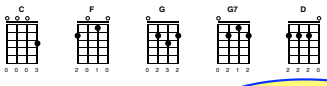
Strum - : d - D u d u D u !:

C
 Dashing through the snow, in a one-horse open sleigh,
G G7 **C**
 Across the fields we go, laughing all the way.
F
 Bells on bobtales ring, making spirits bright,
G G7 **C** **G7**
 What fun it is to ride and sing a sleighing song tonight OH!

CHORUS:
C
 Jingle bells, jingle bells, jingle all the way,
F **C**
 Oh, what fun it is to ride
D **G** **G7**
 In a one-horse open sleigh, hey!
C
 Jingle bells, jingle bells, jingle all the way,
F **C**
 Oh, what fun it is to ride
G **G7** **C**
 In a one-horse open sleigh.

Page 48

Jingle Bells **OnSong** Key of C
 J.S. Pierpont


 C: 0 0 0 3
 F: 2 0 1 0
 G: 0 2 3 2
 G7: 0 2 1 3
 D: 2 2 2 0

Strum - : d - D u d u D u !:

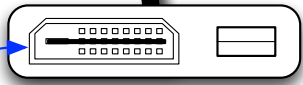
C
 Dashing through the snow, in a one-horse open sleigh,
G G7 **C**
 Across the fields we go, laughing all the way.
F
 Bells on bobtales ring, making spirits bright,
G G7 **C** **G7**
 What fun it is to ride and sing a sleighing song tonight OH!

Screen or TV

Projector or TV monitor

iPad or Laptop

Apple Dongle



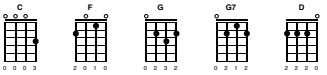
HDMI Connector

HDMI Cable

HDMI (DVI) Connector

Created by Claude Lacelle
 Created on Wed Dec 11 2013

Jingle Bells **OnSong** Key of C
 J.S. Pierpont



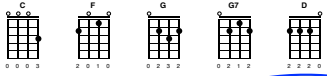
Strum - : | d - D u d u D u | :

C
 Dashing through the snow, in a one-horse open sleigh,
 Across the fields we go, laughing all the way.
 Bells on bobtails ring, making spirits bright,
 What fun it is to ride and sing a sleighing song tonight OH!

CHORUS:
C
 Jingle bells, jingle bells, jingle all the way,
F
 Oh, what fun it is to ride
D G7
 In a one-horse open sleigh, hey!
C
 Jingle bells, jingle bells, jingle all the way,
F
 Oh, what fun it is to ride
G G7 C
 In a one-horse open sleigh.

Page 48

Jingle Bells **OnSong** Key of C
 J.S. Pierpont



Strum - : | d - D u d u D u | :

C
 Dashing through the snow, in a one-horse open sleigh,
F
 Across the fields we go, laughing all the way,
G G7
 Bells on bobtails ring, making spirits bright,
C
 What fun it is to ride and sing a sleighing song tonight OH!

iPad with WiFi ON

AppleTV

Projector or TV monitor

HDMI (DVI) Connector

HDMI Cable

HDMI Connector

Created by Claude Lacelle
 Created on Wed Dec 11 2013

See more guides to OnSong/ChordPro Mark-Up language, some undocumented commands and a few other things at [General Info and FAQ about OnSong > Bytown Ukulele Group \(BUG\) Ottawa](#)

